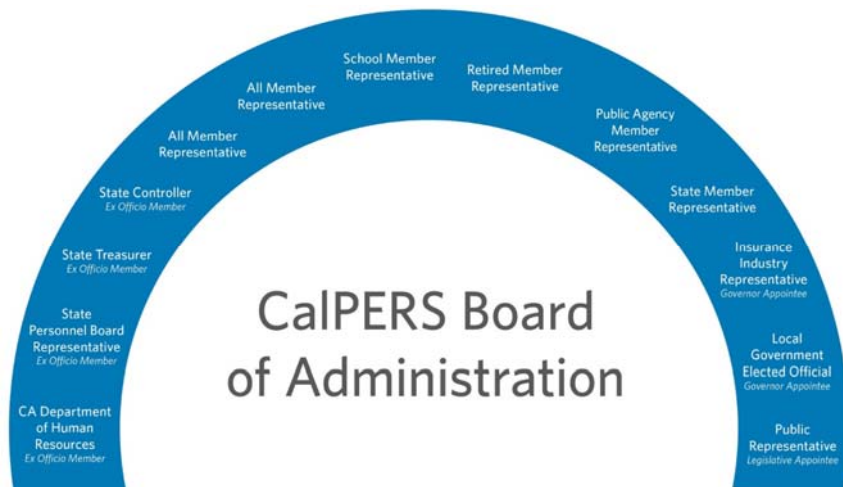


League of California Cities Conference & Expo  
October 16, 2019

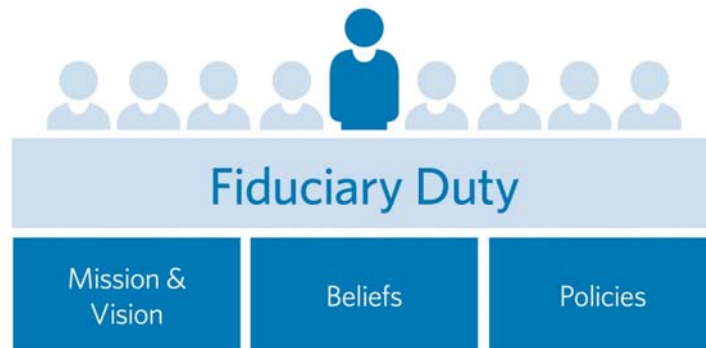
# CalPERS Update

**Lisa Middleton**

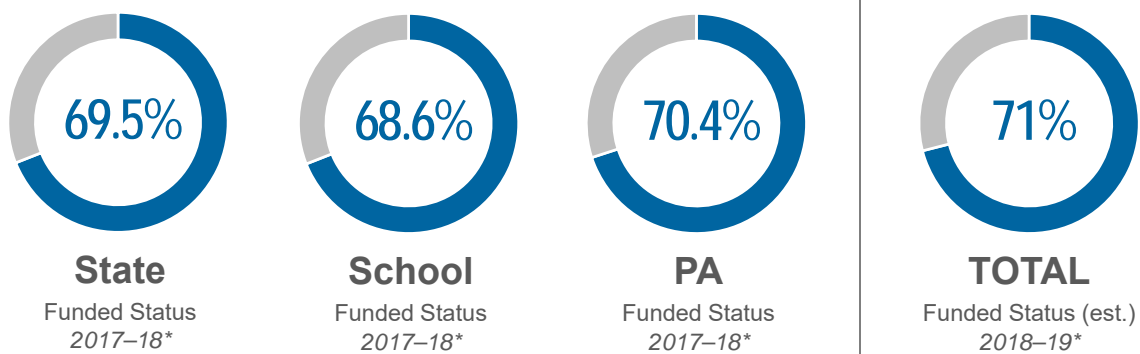
Palm Springs City Council  
CalPERS Board of Administration



## Foundation of Board Decision-Making



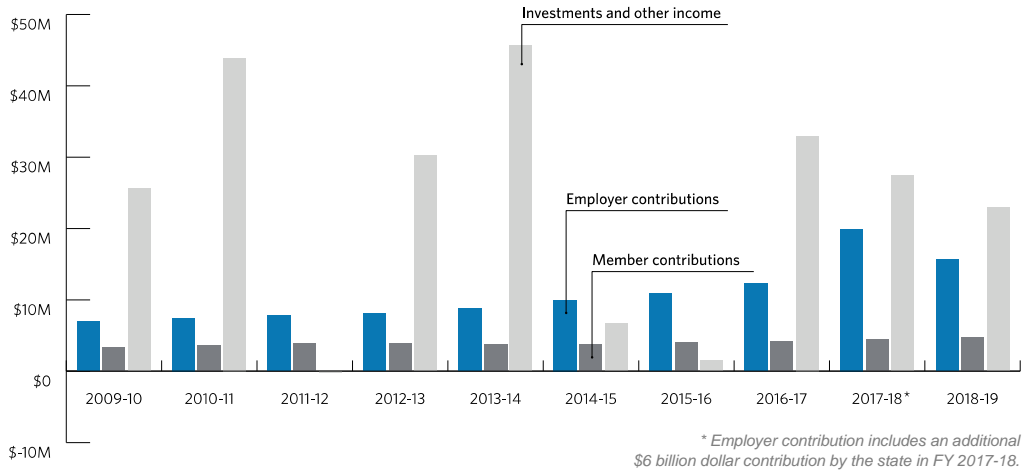
## Funded Status of Retirement Plans by Member Category



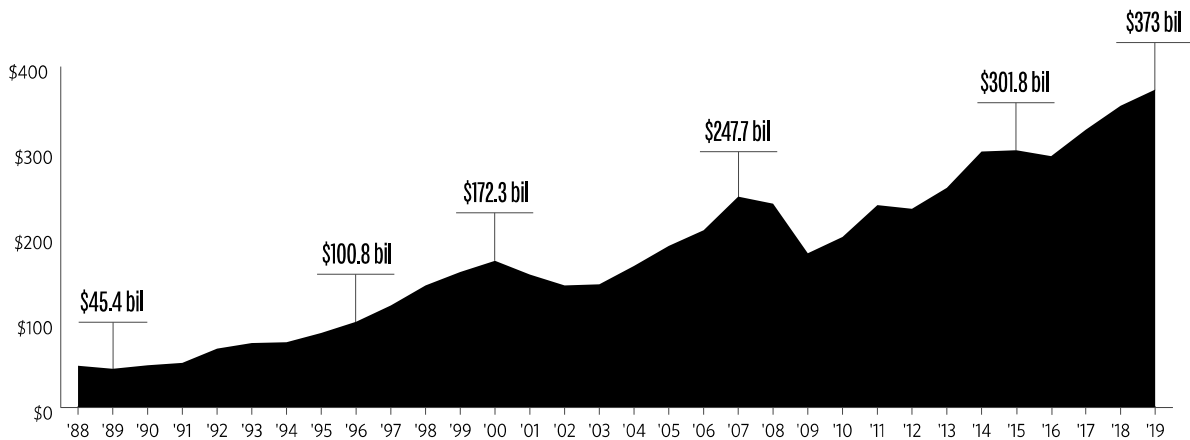
\* Using a 7% discount rate



## Contributions, 10-Year Review *(in thousands)*



## Total Fund Market Value 1988-2019 *(for FY end 6/30)*



## Discount Rate Changes

---

2004	8.25%	→	7.75%
2012	7.75%	→	7.5%
2017-18* (State)	7.5%	→	7.375%
2018-19* (School/PA)	7.5%	→	7.375%
2018-19* (State)	7.375%	→	7.25%
2019-20* (School/PA)	7.375%	→	7.25%
2019-20* (State)	7.25%	→	7.0%
2020-21* (School/PA)	7.25%	→	7.0%

\* FY required contribution



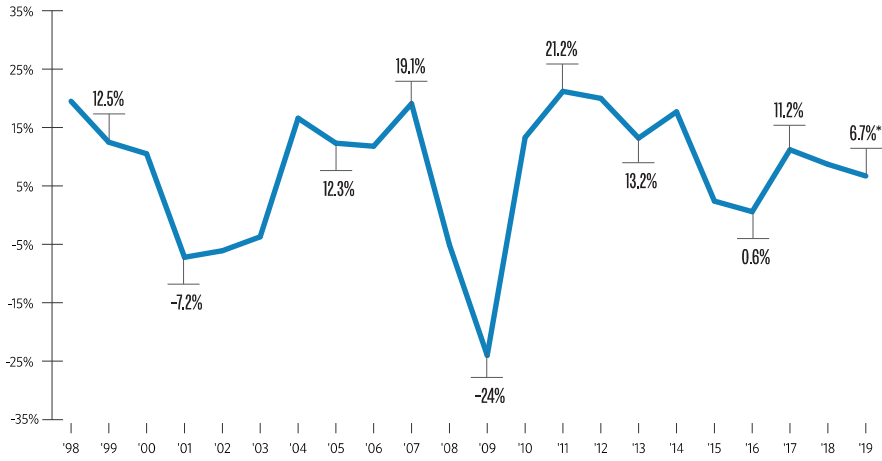
## Total Net Investment Return\* (for FY end 6/30)

---

FY to date	6.7%
3 years	8.8%
5 years	5.8%
10 years	9.1%
20 years	5.8%
<b>30 years</b>	<b>8.1%</b>



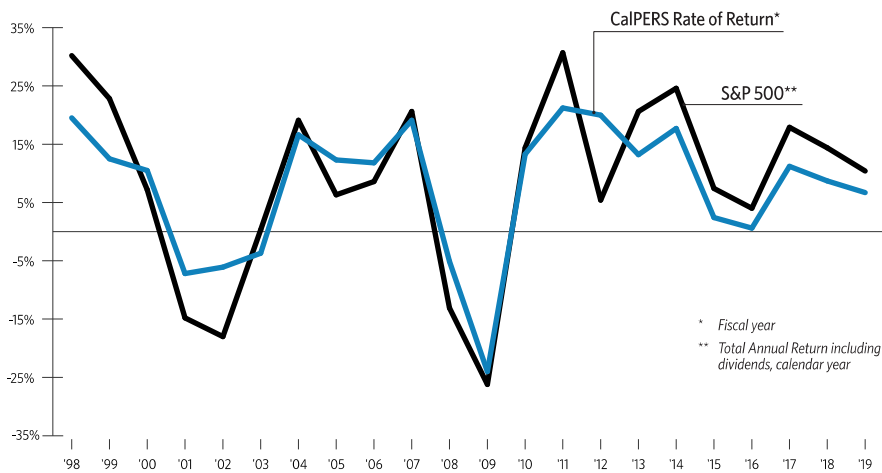
## CalPERS Rate of Return History (1998-2019)



\* Preliminary investment return as of July 11, 2019



## CalPERS vs S&P 500 Rate of Return (1998-2019)



\* Fiscal year  
 \*\* Total Annual Return including dividends, calendar year



Thank you

